



KALMAR TERMINAL TRACTOR
LOGISTIC-SPECIFIC DESIGN MAKES IT THE RIGHT TOOL



Why are Kalmar Terminal Tractors the top-selling trailer spotters in North America?



Reliability and durability...everybody talks about them, we live them

We know you approach an investment in capital equipment as a long-term proposition. So do we. Our spotters are designed and tested to perform under heavy use—so you can rely on them when you need them most. And, you can rely on us after the sale. After all, we're a part of the promise as well.

Serviceability...in your shop or someone else's

Good tools take reasonable care to reach their full service life. Whether you do the maintenance or it's performed by someone else, things are much easier when ease-of-serviceability is built in. It's all part of the grand plan...the grand plan to make things easy for you.

Operator satisfaction...the true measure of Kalmar Terminal Tractors

The fact is, we can design, innovate and manufacture all the bells and whistles that might make your world go round. But, when it comes to building the top-selling terminal tractor, the true measure of our efforts is operator satisfaction. They tell it like it is because, from a comfort and productivity standpoint, they know what a good truck is all about. They know what it takes to move tons of trailered cargo over the length of a day. They know why Kalmar Terminal Tractors are the #1 selling trailer spotters in North America.

It's simple. Our trucks deliver our promise and smart managers recognize a good business promise when they see it.

Logistic-specific design

There's nothing like having the right tool for the job. And, this tool is built for one job—moving trailers, quickly and efficiently and at less cost to you. Kalmar Terminal Tractors are unique in design, appearance and function.

Legacy of performance


Kalmar Terminal Tractors are born from a long history of design, manufacturing and service established by Ottawa Truck over 50 years ago. With the added expertise and resources of Kalmar, the legacy of innovation and superior terminal tractor performance continues.

Quality...in every sense of the word

From engineering to ergonomics to lug nuts to delivery, every process and part of a Kalmar Terminal Tractor is evaluated and integrated with quality in mind. We have confidence in every truck that comes off the line and we want you to feel confident, too.



Logistic-specific design



Ergonomics, comfort & control



Quality, reliability, serviceability



After-sale service & support




Make things easy

Make things easy

Everything is easier when you use the best tool for the job.

1. Align tractor and fifth wheel with trailer kingpin.
2. Engage trailer.
3. No need to dismount or raise trailer landing gear—simply step out on rear deck and hook up air lines.
4. Raise trailer with hydraulic fifth wheel.
5. Move trailer to desired location. Lower trailer, disconnect air lines and disengage.

On average, a driver using a Kalmar Terminal Tractor can move three trailers in the time it takes to move a trailer using an over-the-road tractor.



Kalmar Terminal Tractors aren't built for beauty. Like other task-driven and -designed tools, they're built to do a job—they're built to move trailers. In fact, the unique look of our trailer spotters is an intentional part of the overall design that makes trailer moving faster, more efficient and more productive than other methods you can choose...

Easy entry, easy exit.

Operators gain easy entry or exit through the rear sliding door or driver-side door. Once on board, they don't have to dismount until the job is done—they can complete the entire engage/move/disengage process from the tractor cab and deck.

Visibility is key.

The Kalmar Terminal Tractor cab provides superior operator visibility in all directions. The large windows and oversized outboard mirrors give operators full perspective when maneuvering with or without trailers.

Ergonomics mean easy operability.

The Kalmar spotter cab provides a comfortable environment (warm or cold, day or night); cockpit-style controls in easy reach; and flat, uncluttered floor-space that allow operators to avoid fatigue and increase productivity.

Power, maneuverability, adaptability.

With its short wheelbase; high-torque, low horsepower diesel engine; and low rear axle ratio, our terminal tractor offers the best of all worlds—precise maneuverability, on-demand pulling power, and low operating costs. Plus, Kalmar spotters can work in all types of yards; move trailers of various sizes; and, move trailers with varying king pin settings and heights.



Cockpit-style interior puts precise control at operator fingertips.

Large windows located on all sides of cab are positioned to provide maximum field-of-view in all directions.


Raised cab option provides stand-up headroom and easy entry or exit from the rear door.

Long, large-diameter hand rails make mounting and dismounting easier and safer.

Hydraulic fifth wheel eliminates the need to raise or lower trailer landing gear and is controlled by simple, single-lever action in the cab.

Sliding rear door provides quick entry/exit and access to rear deck for hook-up.

Coiled air lines are strategically mounted and stored for fast, efficient connect/disconnect with trailers. (Storage holders are optional.)



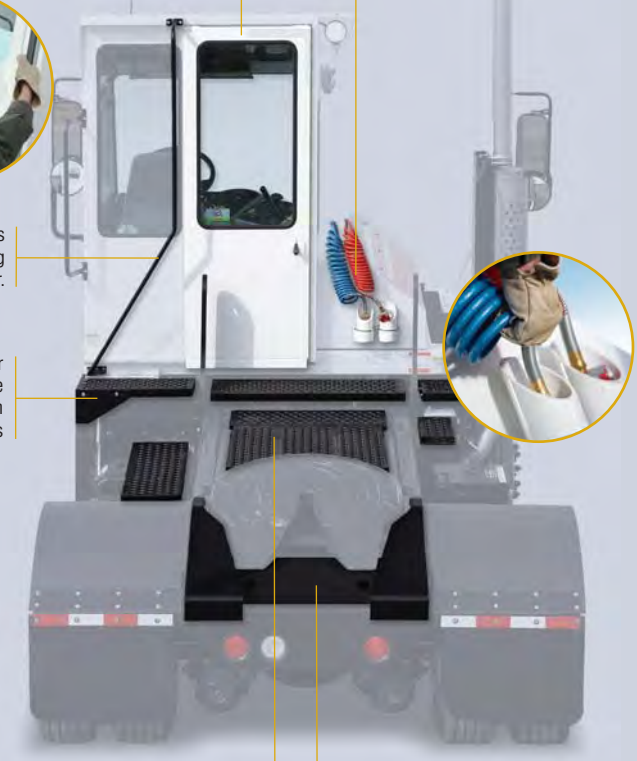
Driver-side door and heavy-duty steps for easy, safe accessibility.



Long, large-diameter hand rails make mounting and dismounting through rear door easier and safer.


Catwalk integrates with a flat cab floor and rear operator deck to create a stable, single-level platform for operators

Logistic-specific Design means higher productivity, better bottom line.



Full operator deck provides secure footing and maximum work access to air lines and trailer connections.

Tapered rear frame allows easier alignment and engagement between trailer and fifth wheel.



Half-cab design provides comfortable control center for operators and allows maximum visibility in all directions.

Utility work lights provide ample illumination for work in the dark.

Outboard, oversized, heated (optional) mirrors provide superior rear visibility.

Ergonomically designed 3-step entry/egress from both sides of vehicle (with step-tank option).

Easy access to chassis hydraulics, electronics and maintenance points.




Short wheelbase, sharp turning radius, DOT approved mechanical linkage power steering for ease of operation and high maneuverability.

Entire front exterior panel removable for easy access to environmental cockpit and front engine components.



Electric tilt cab provides complete access to engine and drivetrain for maintenance and repair.

Build the best terminal tractor for your operation.



BASE MODELS SPECIFICATIONS

Ottawa 4x2 Off-Road Terminal Tractor

- 110" Wheelbase Off-Road 4x2 Terminal Tractor
- Cummins Tier 3 QSB6.7—160-Horsepower @ 2,200 RPM
- Allison 3000RDS 3-Speed Automatic Transmission
- Meritor FF-961 Front and RS-23-186 Rear Axles
- Up to 125,000 GCWR with optional axles/transmission
- Raised Roof Cab and Frame Reinforcement are standard

Ottawa 4x2 DOT/EPA Terminal Tractor

- 110" Wheelbase 4x2 DOT/EPA Certified Terminal Tractor
- Cummins ISB07—200-Horsepower @ 2,300 RPM
- Allison 3000RDS 4-Speed Automatic Transmission

- Meritor FF-961 Front and RS-24-160 Rear Axles
- Raised Roof Cab and Frame Reinforcement are standard
- Available with or without ABS Brake System

Ottawa 6x4 DOT/EPA Terminal Tractor

- 146" Wheelbase 6x4 DOT/EPA Certified Terminal Tractor
- Cummins ISB07—200-Horsepower @ 2,300 RPM
- Allison 3000RDS 4-Speed Automatic Transmission
- Meritor FF961 Front and RT-40-145 Rear Axles
- Holland FW-3500—70,000-lb. Plate Rating Fifth Wheel
- 5" Hydraulic Cylinders—17" Lift, 60,000-lb. Rating
- Available with or without ABS Brake System

STANDARD FEATURES & POPULAR OPTIONS



Cockpit-style operator environment provides easy operability and all-weather comfort to improve productivity.



Sliding rear door provides easy entry/exit and allows operators quick access to the rear deck work area.



Alternate engine options include larger displacement and horsepower; alternative fuel engines; and special engine requirements.




Controls and gauges are placed and configured to provide precise, simple operation within easy reach or sight of operator.



Oversize windows and mirrors are designed and placed to give drivers full visibility in all directions in all weather conditions.



Window guard options and cab protection options are custom-fitted and provide increased safety for operators.



Integrated cab floor, catwalk and rear deck are constructed from self-cleaning steel tread and provide a stable work area.



Tapered rear frame assists easy hook-up by raising trailer to fifth wheel height during engagement.




Heated mirror options provide improved visibility and less start-up time in cold, icy weather.



Hydraulic fifth wheel eliminates the need to raise or lower trailer landing gear. It adapts easily to different king pin settings and trailer sizes.




Air-ride cab with large pivot bushings provide a quieter, more comfortable ride and reduce wear to bushings and pins.




Roof skylight option provides additional visibility and light in working situations where overhead sight is important.



Power steering and short wheelbase help make Kalmar spotters quick, agile and easy to maneuver.



Tilt cab and front access panel provide full access to tractor drivetrain and components for repair or maintenance.



Beaver tail option is available to facilitate connections to low-height trailers.



We have the largest Dealer Network in the Industry.

Our commitment to customers goes well beyond the purchase of a Kalmar Terminal Tractor. Before and after you consider investing in our equipment, we offer expert support to help you make the right decisions for your operation. And, our dealer network is backed by a state-of-the-art parts distribution system and technical support resources second-to-none. We're here to help you keep your Kalmar trailer spotter on the move.



Kalmar Industries Corp.

415 E. Dundee Street

Ottawa, KS 66067

Telephone: 785.242.2200

Fax: 785.242.8573

www.kalmarind-northamerica.com



Make things easy